

**STONEHAGE FLEMING  
GLOBAL MULTI-ASSET PORTFOLIO**



UNCONSTRAINED  
GLOBAL UNIVERSE



STRATEGICALLY MANAGED  
ASSET ALLOCATION



TALENTED  
ACTIVE MANAGERS



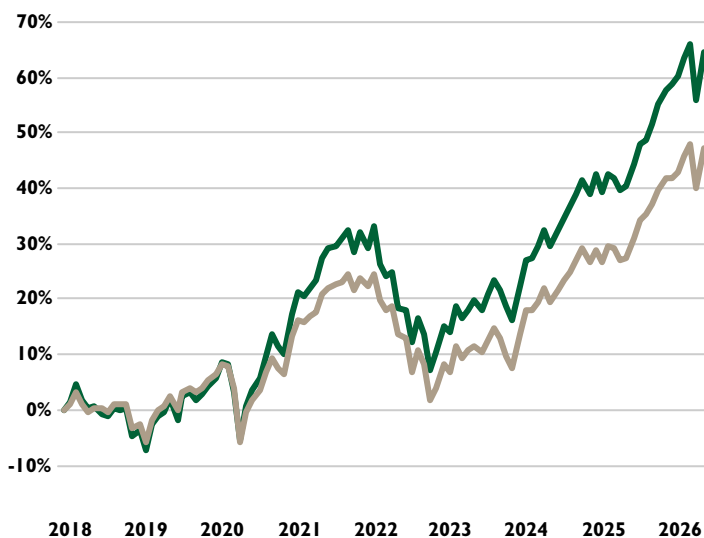
LONG-TERM  
OPPORTUNITIES

A GLOBAL PORTFOLIO OF LONG-TERM INVESTMENT OPPORTUNITIES, INCLUDING TALENTED ACTIVE MANAGERS AND PASSIVE STRATEGIES.

**INVESTMENT OBJECTIVE**

To preserve capital in the medium term and to achieve capital growth in real terms over the longer term.

**PORTFOLIO MANAGER PERFORMANCE**



† 64.5% GMAP A USD 47.3% Benchmark<sup>2</sup>

**PORTFOLIO COMMENTARY**

The fund delivered a positive return in April, ahead of the benchmark. The month marked a transition away from the geopolitical shock experienced in March towards a more stable, though still uncertain, macroeconomic backdrop. While the conflict in the Middle East remains ongoing, the absence of further escalation has reduced immediate risks to global energy supply. Markets responded with a relief rally as investors looked beyond March's volatility, supported by easing concerns around Iran-related tensions and a renewed focus on AI infrastructure as the dominant market theme. Most major asset classes posted positive returns over the period, with the exception of gold.

Within equities, we saw very strong performance from Veritas Asia and the iShares Core MSCI Emerging Markets ETF. Both benefited from strength across Asia and Emerging Markets, supported by AI-driven earnings momentum, particularly in Taiwan, Korea, and China. Veritas Asia, in particular, benefited from its exposure to AI infrastructure names such as Hyundai Electric and SK Hynix.

The fixed income allocation delivered positive returns in April. A broad risk-on environment supported credit markets, with spreads tightening and reversing the widening seen in February and March. This backdrop particularly benefited more credit-sensitive fixed income sub-asset classes. BlueBay Global High Yield posted positive returns, supported by the fund's positioning and overweight to credit. Our alternatives allocation was also positive, with performance led by our long/short manager, Marshall Wace. A recovery in semiconductors contributed positively during the month, while weakness in energy and materials further supported performance.

†Since inception. \*Values may not add up to 100% due to rounding.

1. The OCF is the Annual Management Fee plus additional fund expenses as a percentage of the assets of the fund. This gives an indication of annual expenses. This figure may vary over time. It excludes portfolio transaction costs.

2. Morningstar USD Moderate Allocation Category Average. This is a category average for a peer group of funds managed for a USD investor where the equity component is 35-65%; the Stonehage Fleming Global Multi-Asset Portfolio has been assigned to this category by Morningstar. The benchmark was changed on October 8th 2020 and was previously: 60% MSCI All-Country World Index Net Total Return in USD, 40% Bloomberg Global Aggregate Float Adjusted Total Return Index Hedged USD.

**FUND INFORMATION**

Total Net Assets (millions USD)	738.2
Income	Accumulating
Fund Type	UCITS
Ongoing Charges Figure (OCF) <sup>1</sup>	0.47%
Base Currency	USD
Currencies Available	USD, GBP (GBP not hedged)
Fund Inception	30 November 2017
Share Class Inception	30 November 2017
Number of holdings	28
Dealing Frequency	Weekly
ISIN code	IE00BYZ6S628
Min initial investment (USD)	5,000,000

**FUND PERFORMANCE**

%	3m	YTD	12m	3yrs p.a.	5yrs p.a.
GMAP A USD	0.6	2.7	17.2	11.2	5.2
Benchmark <sup>2</sup>	1.0	3.1	15.6	9.7	4.1

%	2025	2024	2023	2022	2021
GMAP A USD	14.9	9.8	11.4	-14.3	9.6
Benchmark <sup>2</sup>	12.8	7.3	10.3	-14.1	7.3

**DETAILED ASSET ALLOCATION(%)\***

North America Equity	35.8	Cash	4.8
Government Bonds	13.7	UK Equity	3.8
Non-Government Bonds	12.5	Commodities	3.7
Alternative Strategies	7.9	Japan Equity	2.7
Europe Ex-UK Equity	7.7	Developed Asia Pacific Ex Japan Equity	1.2
Emerging Markets Equity	5.3	Other	0.9

**STONEHAGE FLEMING  
GLOBAL MULTI-ASSET PORTFOLIO**

**TOP 5 ACTIVE STRATEGIES**

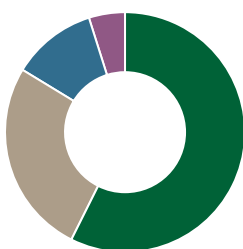
Fund	% of Portfolio
MW TOPS Focus	4.0
BlueBay IG Corporate Bond Fund	3.9
Fermat Catastrophe Bond	3.9
Artisan Global Value	3.6
GMO Quality	3.4

**TOP 5 PASSIVE STRATEGIES**

Fund	% of Portfolio
Vanguard S&P 500	9.4
iShares Core S&P 500	8.2
iShares USD Treasury Bond 7-10yr	5.8
iShares USD Short Duration Corp Bond	5.4
Vanguard FTSE Dev Europe ex UK	4.8

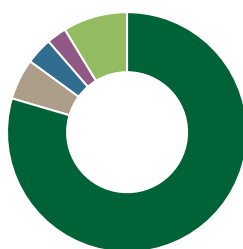
**ASSET ALLOCATION**

57.4% Equity  
26.3% Fixed Income  
11.6% Alternatives  
4.8% Cash



**CURRENCY ALLOCATION**

79.2% USD  
5.6% EUR  
3.6% GBP  
2.7% JPY  
8.6% Other



**STRATEGY BREAKDOWN**

46.6% Market  
44.5% Active  
4.8% Cash  
4.1% Direct



**PORTFOLIO MANAGEMENT**



**CEO INVESTMENT MANAGEMENT**  
GRAHAM WAINER



**PORTFOLIO MANAGER**  
TRISTAN DOLPHIN

**INVESTOR PROFILE**

The Fund is appropriate for all investor types, including those with only a basic knowledge of funds, it is compatible with investors who do not need a capital guarantee (investors must be prepared to accept fluctuations in the value of capital, including the ability to bear 100% capital loss) and looking for capital growth. Due to the volatility of markets, investors should be willing to accept price fluctuations in exchange for the opportunity of potentially higher returns. This is a long term investment. Investors should have an investment time horizon of at least 5 years. The recommended holding period does not provide any guarantee that the objective will be achieved. This product is eligible for all distribution channels (e.g. investment advice, portfolio management, non-advised sales and pure execution services).

The fund is unlikely to be appropriate for those who:

- Are looking for full capital protection or full repayment of the amount invested, and those who want a guaranteed return
- Have no risk tolerance
- Who are unwilling to accept price fluctuations (volatility) in the value of the fund
- Do not intend to invest for the long term

**RISK PROFILE**

The Fund is not guaranteed and your investment is at risk. The value of your investment may go down as well as up.

The Fund may enter into derivative agreements with counterparties, and consequently there is a risk that a counterparty may fail to meet its obligations. This may lead to delays in the Fund receiving amounts due to it, receiving less than is due or receiving nothing. Investments in underlying funds contain the same market and liquidity risks associated with the underlying investments. The Fund may be subject to a liquidity risk due to the manner and timing of potential redemptions from the underlying funds. Underlying funds may be entitled to delay acceptance of redemption requests or payment of redemption proceeds from the Fund. The Fund may be subject to valuation risk due to the manner and timing of valuations of the Fund's investments. For full details of the Fund's risks, please see the prospectus and supplement sections entitled 'Risk Factors'.

## STONEHAGE FLEMING GLOBAL MULTI-ASSET PORTFOLIO

### OUTCOME OF FAIR VALUE ASSESSMENTS (2025)

Our assessment confirms:

- The Fund meets the needs of the target market.
- The intended distribution strategy remains appropriate.
- The Fund provides fair value to customers.

### IMPORTANT INFORMATION

This is a marketing communication. Please refer to the prospectus and the KIID of the UCITS before making any final investment decisions. The distribution or possession of this document in jurisdictions outside the United Kingdom may be restricted by law or other regulatory requirements. The Fund intends to invest principally in a range of underlying collective investment schemes. Please refer to the prospectus for details of the investment policy.

All investments risk the loss of capital. No guarantee or representation is made that the Fund will achieve its investment objective. The value of investments may go down as well as up and, for products designed to return income, the distributions can also go down or up and you may not receive back the full value of your initial investment. Derivatives may be used for efficient portfolio management. The Fund invests in assets which are denominated in other currencies; hence changes in the relevant exchange rate will affect the value of the investment. Past performance is not a guide to future returns. If the information is not displayed in your base currency, then the return may increase or decrease due to currency fluctuations.

The Fund has been classified by the Manager, working in conjunction with the Investment Manager, as a product in accordance with Article 6 of SFDR. For further information please follow this link to our website: <https://cdn.io.stonehagefleming.com/craft-cms/investmentManagement/Sustainability-Disclosure.pdf>

Whilst every effort is made to ensure that the information provided to clients is accurate and up to date, some of the information may be rendered inaccurate by changes in applicable laws and regulations that may be subject to change in the future. The information in this document does not constitute legal, tax, or a personal recommendation. You must not, therefore, rely on the content of this document when making any investment decisions. Issued by Stonehage Fleming Investment Management Limited (SFIM). Authorised and regulated in the UK by the Financial Conduct Authority (FRN. 194382) and registered with the Financial Sector Conduct Authority (South Africa) as a Financial Services Provider (FSP No. 46194).

United Kingdom (UK): The Fund is recognised by the Financial Conduct Authority (FCA) for promotion to retail and professional investors in the UK.

Approved for distribution in Jersey by affiliates of Stonehage Fleming Investment Management that are regulated for the provision of financial services by the JFSC. Affiliates of Stonehage Fleming Investment Management Limited are authorised and regulated in Jersey by the JFSC for financial services business.

This document has been approved for use in Jersey. The Fund has been granted consent pursuant to the Control of Borrowing (Jersey) Order 1958, by the Jersey Financial Services Commission ("JFSC") to circulate an offer for subscription, sale or exchange of shares in Jersey. The JFSC

is protected by the Control of Borrowing (Jersey) Law 1947, as amended, against liability arising from the discharge of its functions under that Law. The Fund is a sub-fund of Stonehage Fleming Pooled Investments (Ireland) Plc (the "Company"), an open-ended umbrella investment company with variable capital and segregated liability between Funds incorporated with limited liability in Ireland under the Companies Acts 1963 with registration number 525228. It qualifies, and is authorised in Ireland by the Central Bank of Ireland as an Undertaking for Collective Investment in Transferable Securities ("UCITS"). Carne Global Fund Managers (Ireland) Limited has been appointed as the manager (the "Manager") of the Company and Stonehage Fleming Investment Management Limited has been appointed as the investment manager (the "Investment Manager") of the Company. Before you invest you should read the Key Investor Information Document (KIID) and the Prospectus which contain detailed information. The latest version of the Prospectus and the Key Investor Information Document, relevant articles of association, supplement and the latest annual/semi-annual financial statements are available in English and can be obtained free of charge at:

[www.stonehagefleming.com/investments/funds](http://www.stonehagefleming.com/investments/funds)

The Manager has the right to terminate the arrangements made for the marketing of funds in accordance with the UCITS Directive. A summary of investor rights can be found here:

<https://www.carnegroup.com/wp-content/uploads/2022/03/Carne-Group-Summary-of-Investor-Rights-1.pdf>

Swiss Investors: The home jurisdiction of the Fund is Ireland. The place of performance and jurisdiction, along with the place where the prospectus, memorandum and articles of association, key investor information document and the annual and semi-annual reports of the Fund can be obtained free of charge is at the registered office of the Fund's Swiss Representative, FundRock Switzerland SA, Route de Cité-Quest 2, 1196 Gland, Switzerland. Swiss Paying Agent: Banque Cantonale de Geneve of 17, Quai de l'Île, 1204 Geneva, Switzerland.

IOM Investors: This document is a marketing communication and not an offer, invitation, or prospectus for investment. It has not been reviewed or approved by the Isle of Man Financial Services Authority. Stonehage Fleming Pooled Investments (Ireland) plc is a recognised scheme under paragraph 1 of Schedule 4 of the Collective Investment Schemes Act 2008 of the Isle of Man.

Guernsey Investors: The Fund is distributed in Guernsey under the Form EX exemption for certain overseas collective investment schemes pursuant to the Protection of Investors (Bailiwick of Guernsey) Law, 2020.

In countries where the Fund is not registered for sale or in any other circumstances where its distribution is not authorised or is unlawful, the Fund should not be distributed to resident Retail Clients. NOTE: THIS INVESTMENT IS NOT FOR SALE TO U.S. PERSONS.

© Stonehage Fleming Investment Management Limited 2026

### CONTACT FOR DEALING OR APPLICATION FORM

**Administrator:** Northern Trust International Fund Administration Services (Ireland) Limited t: +353 1 434 5074 e: [Stonehage\\_TA@ntrs.com](mailto:Stonehage_TA@ntrs.com)

**Investment Manager:** Stonehage Fleming Investment Management Limited e: [enquiries@stonehagefleming.com](mailto:enquiries@stonehagefleming.com)

w: [stonehagefleminginvestments.com](http://stonehagefleminginvestments.com)